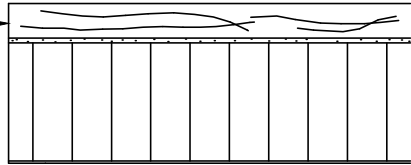
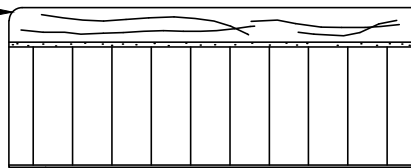


STANDARD SAW CUT
EDGE WITHOUT
ANY FINISH

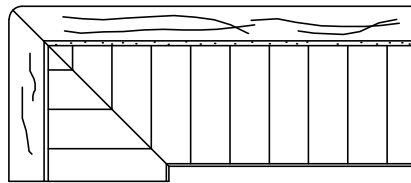


1 STANDARD EDGE

BREAK SHARP
EDGE OF STONE
ONLY (1/32" (.8mm) RAD.)




2 SEAMED EDGE



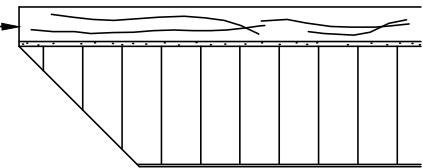
3 FINISHED RETURN

StoneLite® PANEL



4 CHAMFERED EDGES

STANDARD SAW CUT
EDGE WITHOUT
ANY FINISH



5 QUIRK MITER EDGE